













In this practice activity, you will record a small video of your computer screen using a free program called Jing. Jing is a ready-at-hand tool that lets you **quickly capture images or record videos** that you can use almost anywhere.

## Try It!

To get started, make sure you have Jing installed. Do you see a little sun peeking out from the edge of your screen? If you don't have it installed, you can download Jing at:

<http://www.techsmith.com/download/jing/default.asp>

-  Go to [www.drawastickman.com](http://www.drawastickman.com). This is a fun little site where you draw, and then interact with a stick figure that goes on an adventure.
-  Click episode 1 or 2.
-  Let's get Jing ready! Click Capture. You will see yellow cross hairs appear.
-  To select the section of the web browser you want to record, use your mouse to click and drag the cross hairs across that portion of your page. The highlighted area represents the space that will be recorded.
-  When you're ready to record, click the Capture Video button to start your video. Jing records audio in addition to the screen action, but for this practice activity it doesn't matter whether you have audio or not.
-  A 3-second countdown appears. It's show time!
-  Draw your stick figure using your mouse and follow the on screen directions on the web page. Jing will record the action.
-  When you're done (or have had enough) press the square Finish button. You can preview your video if you'd like.
-  Good enough? Click the Share via Screencast.com button to upload your video.
-  A link is copied to the clipboard. Paste the link in an email to [dld@techsmith.com](mailto:dld@techsmith.com). After we receive your video, we'll send you a certificate and some ideas for more educational ways you can use video in the classroom.

Would you like to show someone else your video? Just paste the link into another email and send it to your friends and fellow teachers! Anyone who clicks the link will see your video. Thanks for trying this activity!